

Outline of WDCGG confirmation procedures

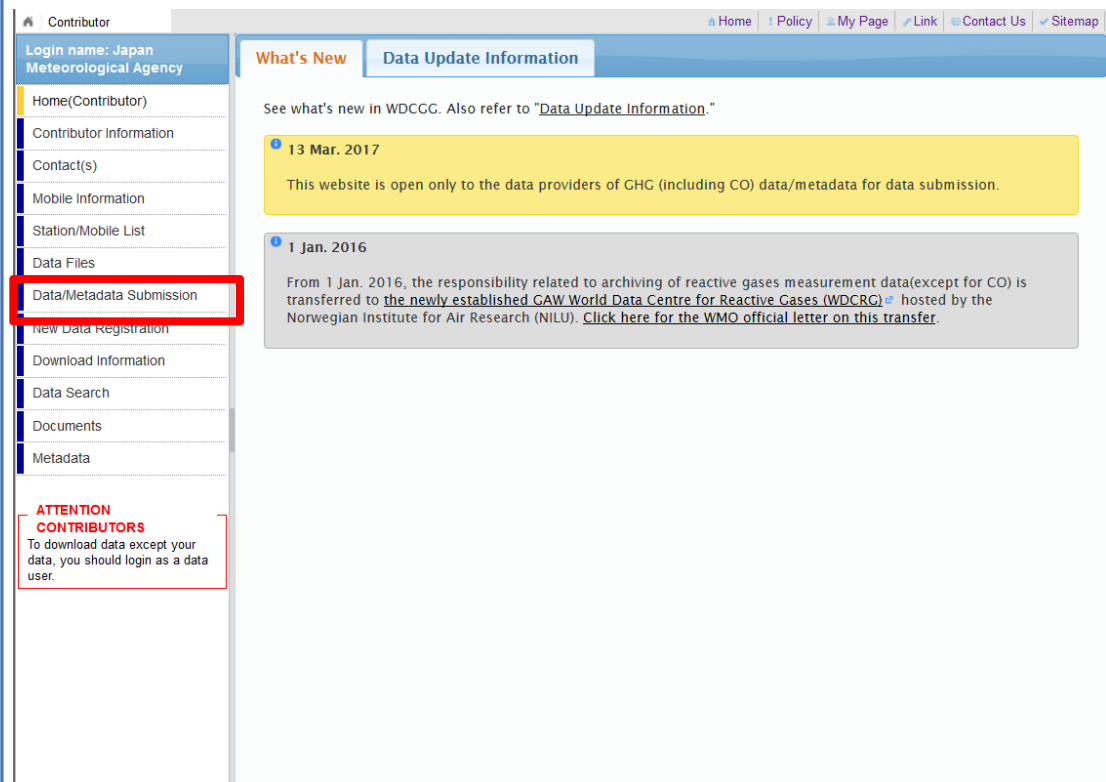
# **DATA AND METADATA CONFIRMATION**

# Contributor

## Top Page

This is the post-log-in page for contributors.

To confirm data and metadata, click "Data/Metadata Submission" in the menu on the left.



The screenshot displays the 'Contributor' top page. On the left is a vertical navigation menu with the following items: 'Home(Contributor)', 'Contributor Information', 'Contact(s)', 'Mobile Information', 'Station/Mobile List', 'Data Files', 'Data/Metadata Submission' (highlighted with a red rectangle), 'New Data Registration', 'Download Information', 'Data Search', 'Documents', and 'Metadata'. The main content area features a header with 'What's New' and 'Data Update Information' tabs. Below the header, there is a yellow box with a date '13 Mar. 2017' and a message: 'This website is open only to the data providers of GHG (including CO) data/metadata for data submission.' Below this is a grey box with a date '1 Jan. 2016' and a message: 'From 1 Jan. 2016, the responsibility related to archiving of reactive gases measurement data(except for CO) is transferred to the newly established GAW World Data Centre for Reactive Gases (WDCRG) hosted by the Norwegian Institute for Air Research (NILU). Click here for the WMO official letter on this transfer.' At the bottom left of the main content area, there is a red-bordered box with the text: 'ATTENTION CONTRIBUTORS To download data except your data, you should login as a data user.'

# Contributor

## Data/Metadata Submission

Once data processing is complete, WDCGG will contact submitters via email and then "Confirm" is displayed at Step3.

To start confirmation, click "Confirm."

The screenshot shows the WDCGG Contributor Data/Metadata Submission page. The left sidebar contains a navigation menu with the following items: Login name: Japan Meteorological Agency, Home (Contributor), Contributor Information, Contact(s), Mobile Information, Station/Mobile List, Data Files, Data/Metadata Submission (highlighted), New Data Registration, Download Information, Data Search, Documents, and Metadata. Below the menu is a red-bordered box with the text: "ATTENTION CONTRIBUTOR: To download data except your data, you should login as a data user." The main content area is titled "Data/Metadata Submission" and contains three sections: "Step1 Introduction", "Step2 Submission", and "Step3 After Submission". The "Step1 Introduction" section includes a link to the "WDCGG Contributor Manual" and a list of 5 data/metadata submission steps: 1. Select station and gas species for data submission, 2. Edit metadata, 3. Check metadata, 4. Check station information from GAWSYS / Update Mobile station Information from WDCGG, and 5. Upload data files. The "Step2 Submission" section includes a button labeled "Start Data & Metadata Submission". The "Step3 After Submission" section includes a text box with the date "2016-12-19-1659" and a "Confirm" button, which is highlighted with a red box.

Contributor Data/Metadata Submission

Home | Policy | My Page | Link | Contact Us | Sitemap

Login name: Japan Meteorological Agency

Home (Contributor)

Contributor Information

Contact(s)

Mobile Information

Station/Mobile List

Data Files

Data/Metadata Submission

New Data Registration

Download Information

Data Search

Documents

Metadata

**ATTENTION CONTRIBUTOR:**  
To download data except your data, you should login as a data user.

**Data/Metadata Submission**

**Step1 Introduction**

WDCGG has introduced a new data format for the provision of information to users. Accordingly, we would like to ask you to change the data format for submission. For more information on submitting data/metadata, see:

[WDCGG Contributor Manual](#)

**The 5 data/metadata submission steps:**

1. Select station and gas species for data submission
2. Edit metadata
3. Check metadata
4. Check station information from GAWSYS / Update Mobile station Information from WDCGG
5. Upload data files

Read the WDCGG Contributor Manual carefully before submitting data/metadata.

**Step2 Submission**

Data and corresponding metadata are required for data submission. Have them ready beforehand. To start, click "Start Data & Metadata Submission."

[Start Data & Metadata Submission](#)

**Step3 After Submission**

WDCGG will contact you once data processing is complete.

2016-12-19-1659 [Confirm](#)

# Contributor

## Data/Metadata Submission

Click "wdcgg\*\*\*\*\*.tar.gz" at the bottom of Step2 to download confirmation file.

[Contributor](#) Data/Metadata Confirmation [Home](#) [Policy](#) [My Page](#) [Link](#) [Contact Us](#) [Sitemap](#)

Login name: Japan Meteorological Agency

[Home \(Contributor\)](#)  
[Contributor Information](#)  
[Contact\(s\)](#)  
[Mobile Information](#)  
[Station/Mobile List](#)  
[Data Files](#)  
**Data/Metadata Submission**  
[New Data Registration](#)  
[Download Information](#)  
[Data Search](#)  
[Documents](#)  
[Metadata](#)

**ATTENTION CONTRIBUTOR:**  
To download data except your data, you should login as a data user.

Data/Metadata Confirmation

### Step1 Introduction

To check submitted data and metadata, download the archived file as outlined in Step 2 and proceed to the next step. Once "Approve" is clicked, data/metadata updating will begin.

### Step2 Download and check data/metadata

Download and check the archived file(s) listed below.

WDCGG Catalogue ID	Version	GAW ID	Station/Mobile	Gas Species	Platform	Sampling Type	Buffer	Editor
0001-2012-1001-01-01-9999	2016-12-19-1659	RYO	Ryori	CO <sub>2</sub>	surface	insitu	data1	Shinya
0001-2028-1001-01-01-9999	2016-12-19-1659	YON	Yonagunijima	CO <sub>2</sub>	surface	insitu	data1	Shinya
0001-2029-1001-01-01-9999	2016-12-19-1659	MNM	Minamitorishima	CO <sub>2</sub>	surface	insitu	data1	Shinya
0001-8002-1001-05-02-9999	2016-12-19-1659	AOA	Aircraft (Western North Pacific)	CO <sub>2</sub>	aircraft	flask	data1	Shinya

**wdcgg.1.2016-12-19-1659.tar.gz** (0.00MB)

### Step3 Revise data/metadata

Click "Revise" to make changes and resubmit data/metadata.

Revise

Next >

# Contributor

## Data/Metadata Submission

Please decompress the downloaded file, double-click the "index.html" and make sure the data files have been processed properly.

bar

data

img

plot

qc

qc\_html

 index.html

7 Jul, 2021

Dear contributor(s),

Please check "data file" and graphs below and make sure our processes are working properly.

- data file : Please check the data and the metadata are processed properly.
- plot\_by\_"QCflag"\_separately : Please check the data flags are put properly.
- plot\_with\_previous\_version : Please check the data are updated properly.
- plot\_for\_website : Please check the plot graphs to be published.
- bar : Please check the monthly data are processed properly.

If there are anything to update, questions or concerns, please click "Revise" at Step3 in the confirmation page.

Once the content is correct, please enter your name and email address on the form and click "Approve" at Step4 in the confirmation page.

We would appreciate your confirmation.







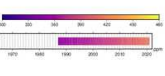



Thank you for your precious contribution to the WDCGG.

Best regards,  
The World Data Centre for Greenhouse Gases

\*\*\*The data format table is here.\*\*\*

\*\*\*The meteorological data format table is here.\*\*\*

Station : RYO(Ryori) Category : surface-insitu-data1 Parameter : CO<sub>2</sub>

data footnote	data type	calculation data/metadata	qc	plot_by_"QCflag"_separately	plot_with_previous_version	plot_for_website	bar
default	hourly	contributor	<a href="#">data file</a>				
default	daily	contributor	<a href="#">data file</a>				
default	monthly	contributor	<a href="#">data file</a>				
default	hourly	contributor	<a href="#">data file</a>				

# Contributor

## Data/Metadata Submission

If you need to change data/metadata, click "Revise" to make changes and resubmit data/metadata.

If the data processing is OK and you approve them, enter your name and email address on the form and click "Approve."

Contributor Data/Metadata Confirmation

Home Policy My Page Link Contact Us Sit

Login name: Japan Meteorological Agency

Home (Contributor)  
Contributor Information  
Contact(s)  
Mobile Information  
Station/Mobile List  
Data Files  
Data/Metadata Submission  
New Data Registration  
Download Information  
Data Search  
Documents  
Metadata

**ATTENTION CONTRIBUTOR:**  
To download data except your data, you should login as a data user.

JMA

### Data/Metadata Confirmation

0001-2028-1001-01-01-9999	2016-12-19-1659	YON	Yonagunijima	CO <sub>2</sub>	surface	insitu	data1	Shinya
0001-2029-1001-01-01-9999	2016-12-19-1659	MNM	Minamitorishima	CO <sub>2</sub>	surface	insitu	data1	Shinya
0001-8002-1001-05-02-9999	2016-12-19-1659	AOA	Aircraft (Western North Pacific)	CO <sub>2</sub>	aircraft	flask	data1	Shinya

wdcgg.1.2016-12-19-1659.tar.gz (0.00MB)

### Step3 Revise data/metadata

Click "Revise" to make changes and resubmit data/metadata.

**Revise**

### Step4 Data/metadata approval

Once the content is correct, click "Approve."

Name:  Remaining: 100

Email:  Remaining: 100

Confirm Email:

**Approve**

# Contributor

## Data/Metadata Submission

WDCGG will contact submitters at this email address once the data are published.

**Contributor** Data/Metadata Confirmation [Home](#) [Policy](#) [My Page](#) [Link](#) [Contact Us](#) [Sitemap](#)

Login name: Japan Meteorological Agency

- Home (Contributor)
- Contributor Information
- Contact(s)
- Mobile Information
- Station/Mobile List
- Data Files
- Data/Metadata Submission**
- New Data Registration
- Download Information
- Data Search
- Documents
- Metadata

**ATTENTION CONTRIBUTOR:**  
To download data except your data, you should login as a data user.

### Data/Metadata Confirmation

#### Accept Data/Metadata Confirmation

**Attention**

Thank you for your contribution to WDCGG.  
Data and metadata confirmation is now complete.  
Please record the confirmation number " (reference number) " for future reference.

WDCGG will contact you at " (your email address) " once the data are published, which may take some time.

Any questions can be submitted to WDCGG via [the inquiry page](#).  
Your ongoing support is appreciated.

Sincerely,  
WMO WDCGG

Go To [Data/Metadata Submission](#)